


Steel Mill Crane Rope Specifications

Standard Ropes


6x31 Wire Core



Diameter		Section mm ²	Mass kg/m	Minimum breaking load kN 2160 MPa
mm	inch			
10	-	51.6	0.47	91
11	7/16	62.5	0.56	110.8
12	-	74.4	0.67	130.8
13	1/2	87.3	0.79	154
14	9/16	101.2	0.91	179
15	-	116.2	1.05	205
16	5/8	132.2	1.19	233
17	-	145.7	1.27	255
18	-	163.3	1.43	296.2
19	-	166.9	1.44	329
20	-	168.2	1.45	375
22	7/8	203.5	1.74	454
24	-	305.8	2.67	533
25	-	331.8	2.90	579
26	1	358.9	3.13	626
28	1-1/8	416.2	3.63	726
			f - Fill Factor	k - Spinning Loss Factor
			0.661	0.816

⚠ Never use with swivel

6x36 WC

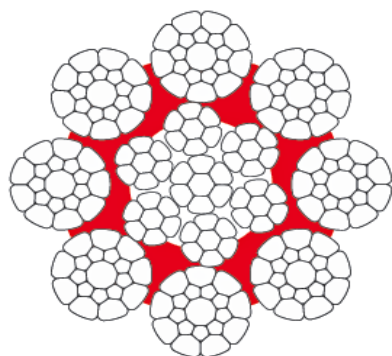


Diameter		Section	Mass	Minimum breaking load	
mm	inch			mm ²	kg/m
					2160 MPa
32	1-1/4	474.5	4.22		883
34	1-3/8	535.7	4.87		1015
36	-	600.5	5.44		1130
38	1-1/2	669.1	6.02		1245
40	-	741.4	6.71		1388
42	1-5/8	817.4	7.26		1502
			f - Fill Factor	k - Spinning Loss Factor	
			0.590	0.865	

⚠ Never use with swivel

Plastic Impregnated Rope (PIR)

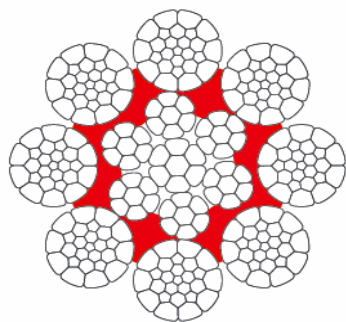
8x19 PIR



Diameter		Section	Mass	Minimum breaking load	
mm	inch			mm ²	kg/m
					1960 MPa 2160 MPa
6.5	-	23.5	0.20	-	41.8
7	-	27.3	0.24	-	48.5
7.2	-	28.9	0.26	-	51.6
8	5/16	35.8	0.32	-	65.6
9	-	45.6	0.41	-	83.5
10	-	56.9	0.51	-	104
11	7/16	69.9	0.63	-	128
12	-	82.0	0.73	-	150.5
13	1/2	95.8	0.86	-	175.5
14	9/16	110.4	0.99	-	202
15	-	127.5	1.14	-	233.4
			f - Fill Factor	k - Spinning Loss Factor	
			0.720	-	0.845

⚠ Never use with swivel

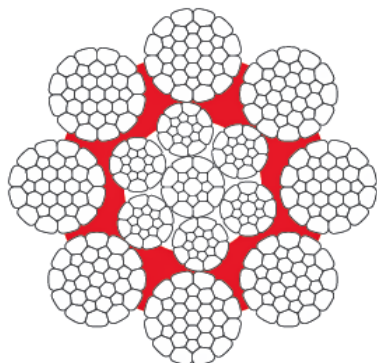
8x26 PIR



Diameter		Section mm ²	Mass kg/m	Minimum breaking load	
mm	inch			kN 1960 MPa	kN 2160 MPa
16	5/8	140.1	1.26	231	245
18	-	177.3	1.59	292	310
19	3/4	197.5	1.77	326	345
20	-	218.9	1.96	361	382
22	7/8	264.8	2.37	437	463
23	-	291.2	2.60	481	503
24	-	317.1	2.83	523	548
25.4	1	355.2	3.17	586	614
26	-	372.1	3.32	614	643
27	-	401.3	3.58	655	685
28	1-1/8	420.8	3.72	705	737
29	-	451.4	3.99	756	790
30	-	483.1	4.27	809	846
32	1-1/4	549.6	4.86	920	962
			f - Fill Factor	k - Spinning Loss Factor	
			0.695	0.845	0.810

⚠ Never use with swivel

8x31 PIR

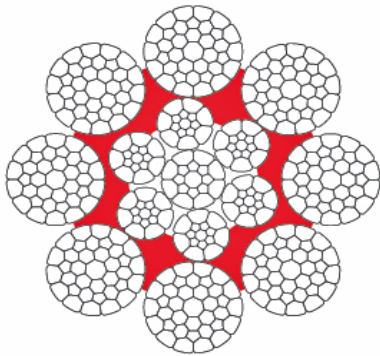


Diameter		Section	Mass	Minimum breaking load	
mm	inch	mm ²	kg/m	kN	kN
				1960 MPa	2160 MPa
34	1-3/8	619.4	5.56	1030	1051
35	-	669.3	6.09	1091	1114
36	-	708.1	6.44	1161	1186
38	1-1/2	789.0	7.18	1294	1321
40	-	874.2	7.96	1434	1464
41.3	-	932.0	8.48	1529	1561
42	1-5/8	960.2	8.74	1578	1611
44	1-3/4	1053.8	9.60	1728	1765
44.5	-	1077.9	9.82	1768	1805
46	-	1151.8	10.49	1889	1929
48	1-7/8	1254.1	11.42	2057	2100
50	2	1342.3	12.15	2223	2269
51	-	1396.5	12.64	2303	2351
52	-	1451.8	13.14	2394	2444
54	2-1/8	1565.6	14.17	2582	-
56	-	1683.7	15.24	2776	-
58	2-1/4	1806.2	16.35	2978	-

f - Fill Factor		k - Spinning Loss Factor	
0.695		0.839	0.777

⚠ Never use with swivel

8x36 PIR



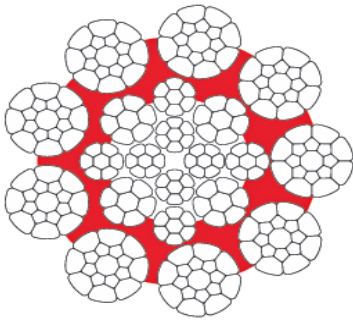
Diameter		Section	Mass	Minimum breaking load
mm	inch	mm ²	kg/m	kN
				1960 MPa
60	2-3/8	1946.1	17.72	3192
62	-	2078.0	18.92	3408
64	-	2214.3	20.16	3632
65	-	2284.0	20.80	3746

f - Fill Factor		k - Spinning Loss Factor	
0.695		0.837	

⚠ Never use with swivel

High Performance Plastic Impregnated Rope – Compacted with Warrington Core.

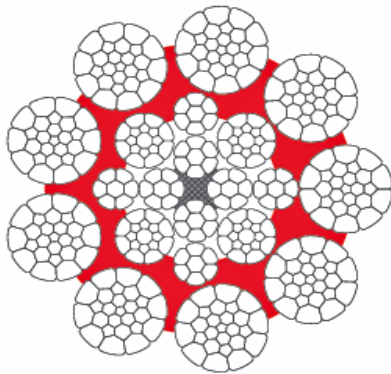
9X17 PIR High Performance



Diameter		Section	Mass	Minimum breaking load		
mm	inch			mm ²	kg/m	kN
					1960 MPa	2160 MPa
16	5/8	135.4	1.20	219	239	
18	-	171.7	1.54	277	302	
19	3/4	191.4	1.72	308	336	
			f - Fill Factor	k - Spinning Loss Factor		
			0.675	0.830	0.815	

⚠ Never use with swivel

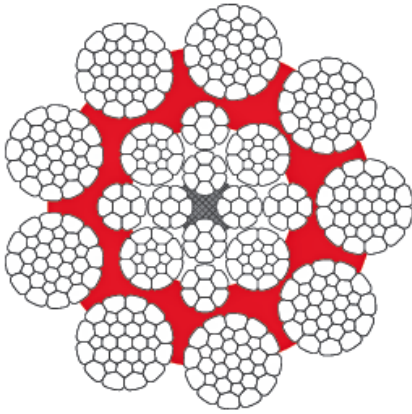
9x26 PIR High Performance



Diameter		Section	Mass	Minimum breaking load	
mm	inch			mm ²	kg/m
				1960 MPa	2160 MPa
20	-	213.5	1.92	346	375
22	7/8	255.2	2.31	416	450
24	-	303.1	2.74	493	534
25	-	334.1	3.02	545	586
25.4	-	350.3	3.17	569	611
26	-	362.7	3.28	592	631
28	1-1/8	415.6	3.75	677	721
28.6	-	430.3	3.89	700	746
30	-	469.9	4.25	763	814
32	1-1/4	534.6	4.84	868	926
			f - Fill Factor	k - Spinning Loss Factor	
			0.675	0.830	0.815

⚠ Never use with swivel

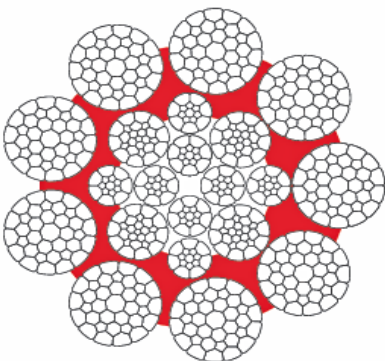
9x31 PIR High Performance



Diameter		Section mm ²	Mass kg/m	Minimum breaking load	
mm	inch			kN 1960 MPa	kN 2160 MPa
34	1-3/8	617.5	5.56	1015	1075
35	-	652.9	5.88	1104	1155
36	-	689.2	6.21	1168	1222
38	1-1/2	763.9	6.90	1290	1362
40	-	857.6	7.76	1401	1487
41	-	918.4	8.24	1482	1558
42	-	953.8	8.73	1563	1631
44	-	1051.3	9.51	1716	1785
46	-	1142	10.31	1870	1945
48	-	1235.3	11.18	2030	2106
50	-	1343.2	12.17	2198	2272
			f - Fill Factor	k - Spinning Loss Factor	
			0.675	0.830	0.815

⚠ Never use with swivel

9x36 PIR High Performance



Diameter		Section	Mass	Minimum breaking load	
mm	inch			mm ²	kg/m
				1960 MPa	2160 MPa
52	-	1443.4	12.99	2343	2405
54	-	1556.6	14.01	2527	2594
56	2-1/8	1674.0	15.07	2716	2789
58	-	1784.2	16.03	2934	3012
60	-	1914.6	17.24	3160	3244
62	2-3/8	2080.0	18.75	3402	3492
64	-	2186.4	19.98	3625	3721
			f - Fill Factor	k - Spinning Loss Factor	
			0.675	0.830	0.790

⚠ Never use with swivel

